




9300 Series Headers .100 Centers Strip Headers

Specifications

Insulator Material: Glass filled polyester, Type PBT,
 94V-O, UL Recognized.
 Contact Material: Copper Alloy
 Contact Plating: Gold and/or Tin over .000050" Ni
 (See contact plating options).
 Current Rating: 3 amps at 30°C
 Insulation Resistance:
 5000 M ohms min.
 Dielectric Withstand Voltage:
 1000 VAC
 Press-Fit Section Insertion Force:
 40 lbs max per contact
 Press-Fit Section Withdrawal Force:
 10 lbs min per contact
 Hole Size Requirements:
 Drilled Hole Dia.: .0453± .001
 Plating: .001 to .003 copper and
 .0003 min Tin/Lead.
 Finished Hole Diameter:
 .040 ± .003



SUGGESTED MATING CONNECTORS

SINGLE ROW:

93XXS-AX-XX-XX (PAGE F-45)
 93XXS-EX-11-XX (PAGE F-47)

DOUBLE ROW:

93XXS-BX-XX-XX (PAGE F-45)
 93XXS-FX-XX-XX (PAGE F-48)

TRIPLE ROW:

93XXS-CX-XX-XX (PAGE F-45)
 93XXS-DX-11-XX (PAGE F-45)



Recognized under the recognized component
 Program of Underwriters Laboratories, Inc.
 File Numbers: E146967 and E176234

CONTACT/TAIL LENGTH OPTIONS

STRAIGHT SOLDER

P/N CODE	CONTACT	TAIL
01	.230 [5.84]	.120 [3.05]
02	.230 [5.84]	.230 [5.84]
03	.230 [5.84]	.320 [8.13]
04	.230 [5.84]	.420 [10.67]
05	.230 [5.84]	.520 [13.21]
06	.230 [5.84]	.620 [15.75]
07	.230 [5.84]	.720 [18.29]
08	.230 [5.84]	.820 [20.83]
09	.318 [8.08]	.120 [3.05]
10	.318 [8.08]	.220 [5.59]
11	.318 [8.08]	.320 [8.13]
12	.318 [8.08]	.420 [10.67]
13	.318 [8.08]	.520 [13.21]
14	.120 [3.05]	.120 [3.05]
15	.120 [3.05]	.260 [6.60]
16	.120 [3.05]	.610 [15.49]
19	.100 [2.54]	.540 [13.72]

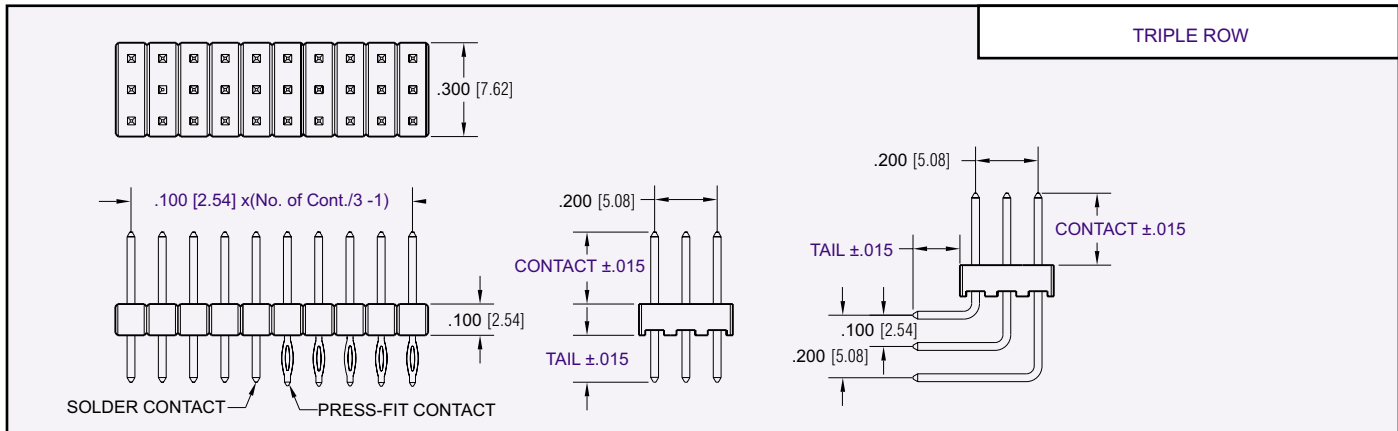
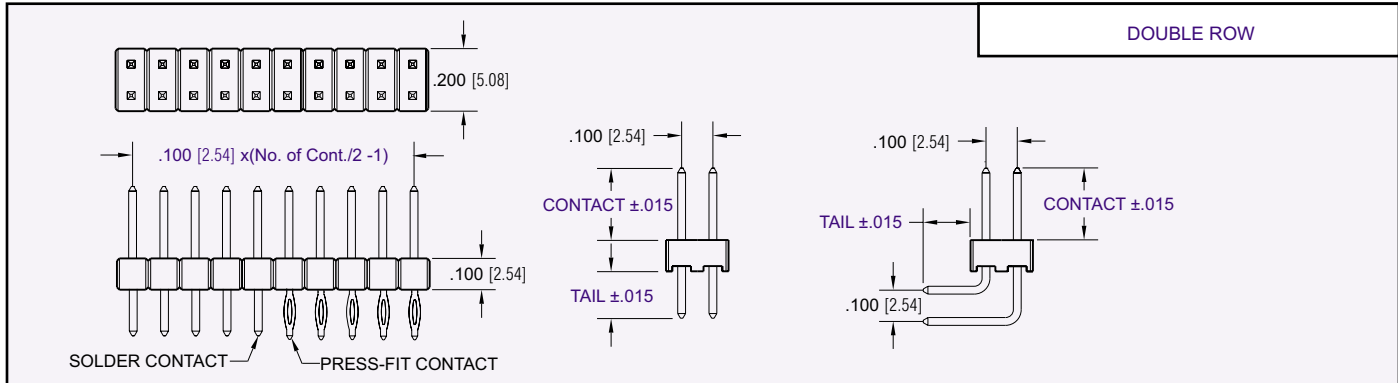
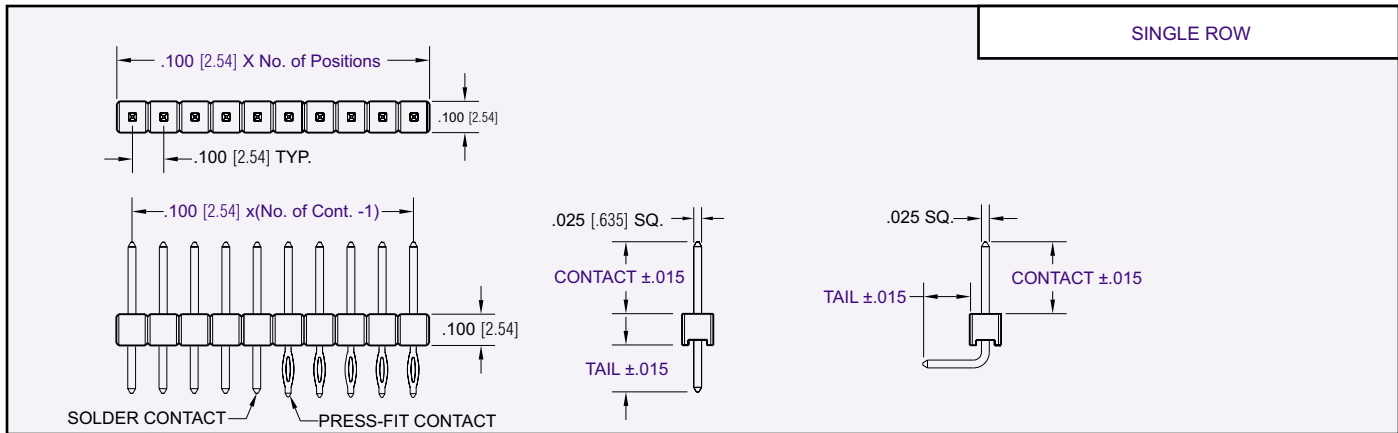
RIGHT ANGLE

P/N CODE	CONTACT	TAIL
01	.230 [5.84]	.100 [2.54]
02	.230 [5.84]	.200 [5.08]
03	.230 [5.84]	.300 [7.62]
04	.230 [5.84]	.400 [10.16]
05	.230 [5.84]	.500 [12.70]
06	.230 [5.84]	.600 [15.24]
07	.230 [5.84]	.700 [17.78]
08	.318 [8.08]	.100 [2.54]
09	.318 [8.08]	.200 [5.08]
10	.318 [8.08]	.300 [7.62]
11	.318 [8.08]	.400 [10.16]

PRESS-FIT STRAIGHT

P/N CODE	CONTACT	TAIL
10	.330 [8.38]	.180 [4.57]
14	.120 [3.05]	.180 [4.57]
17	.710 [18.03]	.180 [4.57]
18	.230 [5.84]	.180 [4.57]

DIMENSIONS ARE IN INCHES & [MM]



PART NUMBERING

