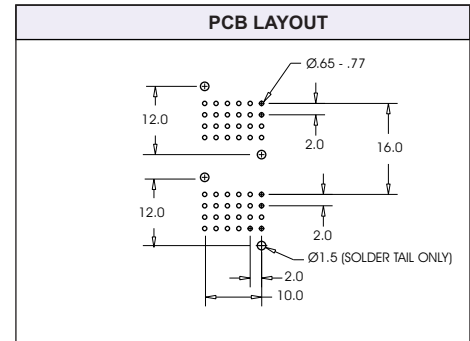
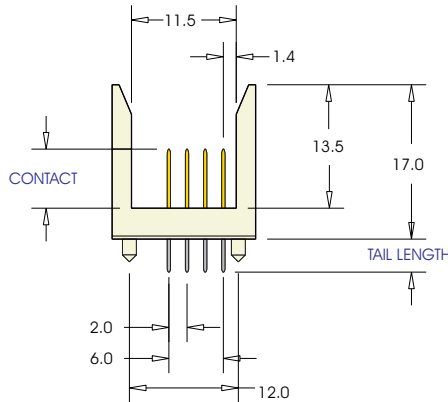
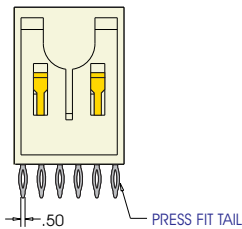
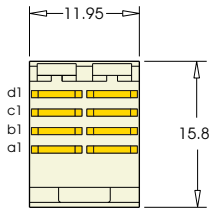
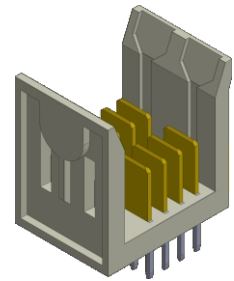


2.0mm FutureBus 4 Row Male Power Vertical

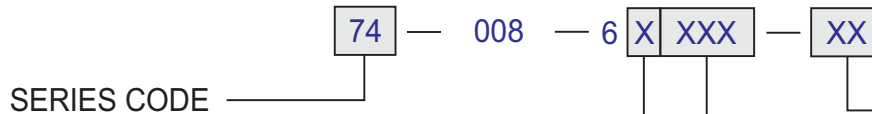


Specifications

1. Insulator Material: Liquid Crystal Polymer (LCP) 94V-O, UL Recognized.
2. Contact Material: Phosphor Bronze or Brass
3. Contact Plating: Gold and/or Tin over Nickel (see contact plating options)
4. Compliant Insertion Force: 22.1 lbs max. per contact
5. Compliant Withdrawal Force: 4.4 lbs min. per contact
6. Insulation Resistance: 1000 M ohms min. @ 500v
7. Contact Resistance: 30 m ohms max. @ DC 100mA
8. Dielectric Withstand Voltage: 1000 VAC for 1 min.
9. Current Rating: 3 Amp @ 20°C per contact
10. Operating Temperature: -55°C To +125°C
11. UL File Numbers: E 176234, IEEE 896.10 FutureBus+



PART NUMBERING



TERMINATION METHOD
 1 = PRESS FIT
 2 = DIP SOLDER (picture not shown)

CONTACT PLATING

.000050" Nickel underplate
 MATING TAIL
 01 = Au Flash 100µ"Sn
 10 = 10µ"Au 100µ"Sn
 30 = 30µ"Au 100µ"Sn

CONTACT LOADING

P/N CODE	001	002	003	101	102	103	201	202	203
TERMINATION*	PF/DS	PF	PF	PF/DS	PF	PF	PF/DS	PF	PF
(A) CONTACT	6.5mm	6.5mm	6.5mm	7.25mm	7.25mm	7.25mm	8.0mm	8.0mm	8.0mm
(B) TAIL LENGTH	4.3mm	13.6mm	17.0mm	4.3mm	13.6mm	17.0mm	4.3mm	13.6mm	17.0mm

*PF = PRESS FIT
 DS = DIP SOLDER

FOR CUSTOM LOADED CONNECTORS PLEASE USE THIS [CUSTOMER REQUEST FORM](#)