

# 2.0mm HM Type B-19 Vertical Male



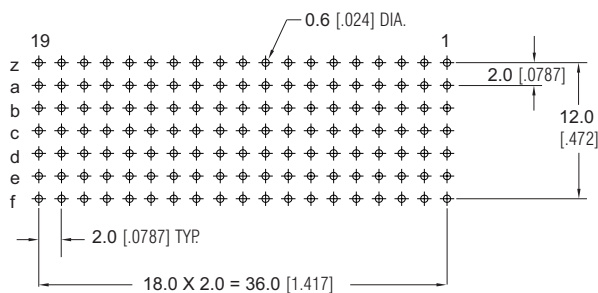
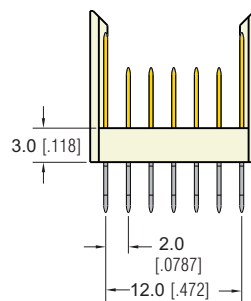
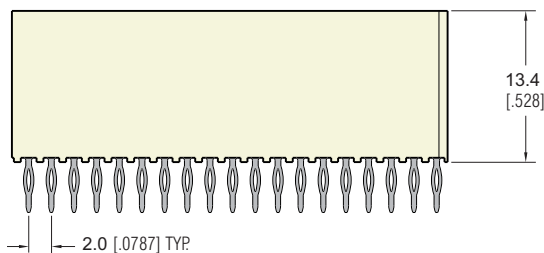
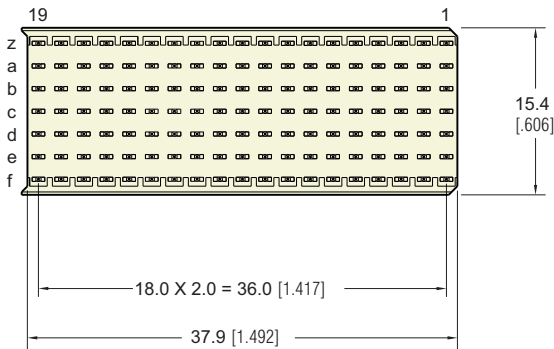
## Type B-19, Vertical Male 95 Pin Connector

The **E-Z met™** type B-19 vertical male connector provides 95 signal contacts and an additional 38 ground shield contacts in a 5+2, 19 position configuration. The B-19 connector is used in the P3 location of the CompactPCI® backplane. This connector can also be used for VME applications in the J0 position. This module is not designed to be used alone, but can be used together with either a type A, C, L, M or N **E-Z met™** connector.


ECS offers 15 different standard tail lengths to choose from to provide various pre mate and mid plane configurations. Contacts can be selectively loaded to accommodate customer specific applications. Custom tail lengths and mold configurations are also available. For non standard loading, or custom applications, please email ECS at [custsvc@ecsconn.com](mailto:custsvc@ecsconn.com).

## SPECIFICATION

1. Insulator Material: PBT 30% Glass filled UL 94 V-O
2. Contact Material: Copper Alloy
3. Shield Material: Copper Alloy
4. Contact Plating:  
Contact Area: Gold  
Compliant Area: Matte Tin  
Performance: Class 1: 500 cycles  
Class 2: 250 cycles
6. Temperature Range: -55 C to +125 C
7. Contact Resistance: 20 M Ohm Max.
8. Insulation Resistance:  $10^4$  M Ohm Max.
9. Working Current: 1.5 ADC (Signal)
10. Test Voltage: AC 750 V Min.
11. Compliant Section:  
Insertion Force: 100 N per contact Max.  
Withdrawal Force: 20 N per contact Min.
12. Mating Force: .75 N per pin Max.
13. Withdrawal Force: .15 N per pin Max.
14. PCB Hole Size Requirements:  
Drilled Hole Diameter:  $0.7 \pm 0.02$ mm  
Finished Hole Diameter:  $0.6 \pm 0.05$ mm
15. Recommended PCB Thickness: 1.6mm Min.
16. IEC 61076-4-101 Standard



P.C. BOARD LAYOUT



Identification	Number of Contacts	Contact Mating Side	Termination Side	Part Number	Contact Configuration
Type B	95	8.2 [.323]	3.7 [.146]	70-95-B19-1001	
Type B	133	8.2 [.323] 11.2 [.441]	3.7 [.146]	70-133-B19-1001	
Type B	133	9.7 [.382] 11.2 [.441]	3.7 [.146]	70-133-B19-1101	
Type B	95	8.2 [.323]	13.0 [.512]	70-95-B19-1201 <b>70-95-B19-2201</b>	
Type B P3	133	8.2 [.323] 11.2 [.441]	3.7 [.146]	70-133-B19-1201 <b>70-133-B19-2201</b>	

**Bold part numbers are for Level 2 plating.**

