





# 8000 Series SCSI

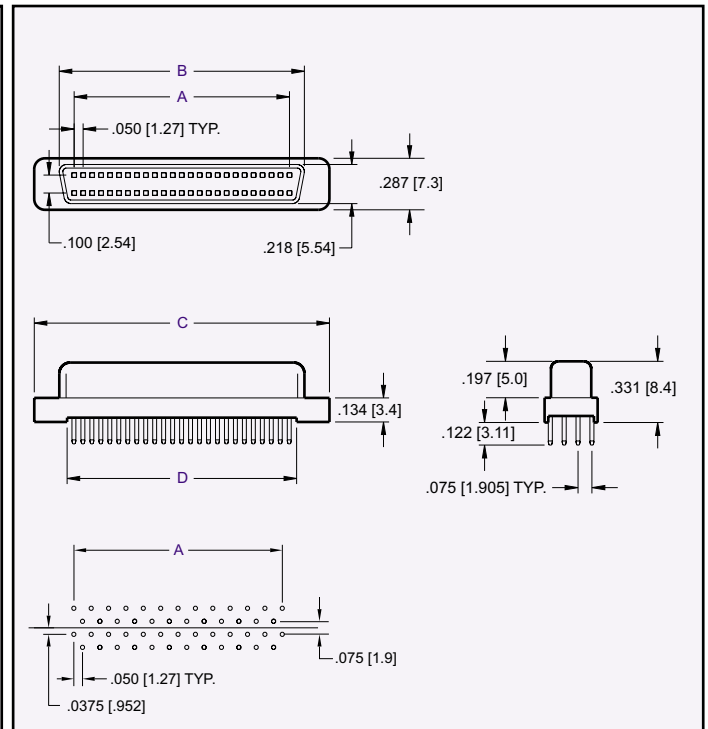
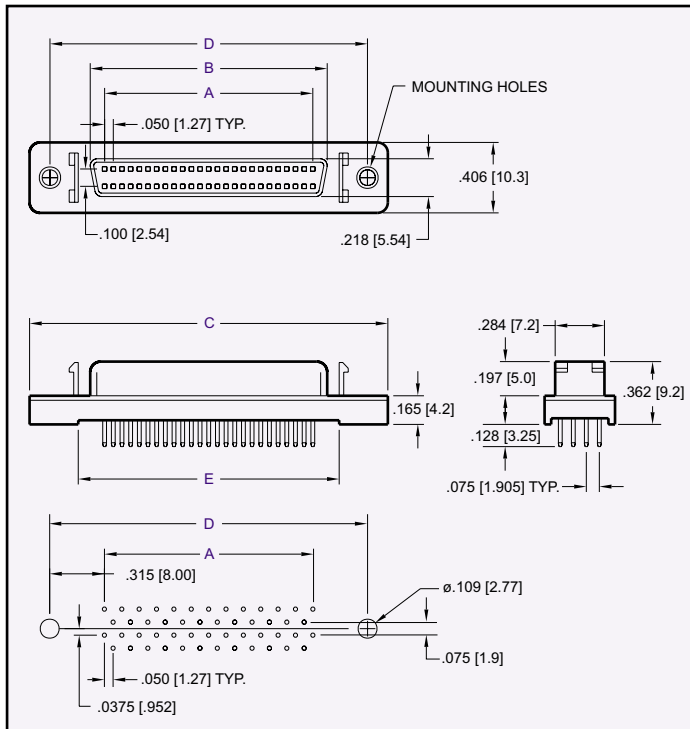
## Vertical Mount PCB Solder and Press Fit



**Metal Shell**



**All Plastic**



CONTACTS	A	B	C	D	E
50	1.200 [30.48]	1.366 [34.70]	2.065 [52.45]	1.830 [46.48]	1.504 [38.20]
All Plastic-50	1.200 [30.48]	1.366 [34.70]	1.644 [41.77]	1.279 [32.48]	1.279 [32.48]
68	1.650 [41.91]	1.816 [46.13]	2.515 [63.88]	2.280 [57.91]	1.954 [49.63]
All Plastic-68	1.650 [41.91]	1.816 [46.13]	2.094 [53.20]	1.729 [43.91]	1.729 [43.91]

**Hole Size Requirements:**

Drilled Hole Diameter:  $\varnothing$ .0276 [0.701]  
 Plating: .003 [0.070] min. Tin Lead over .001-.0015 [0.025-.038] Copper.  
 Finished Hole Diameter:  $\varnothing$ .022 -  $\varnothing$ .026 [ $\varnothing$ .56 -  $\varnothing$ .066]

Dimensions are in inches [mm]

**PART NUMBERING**

