





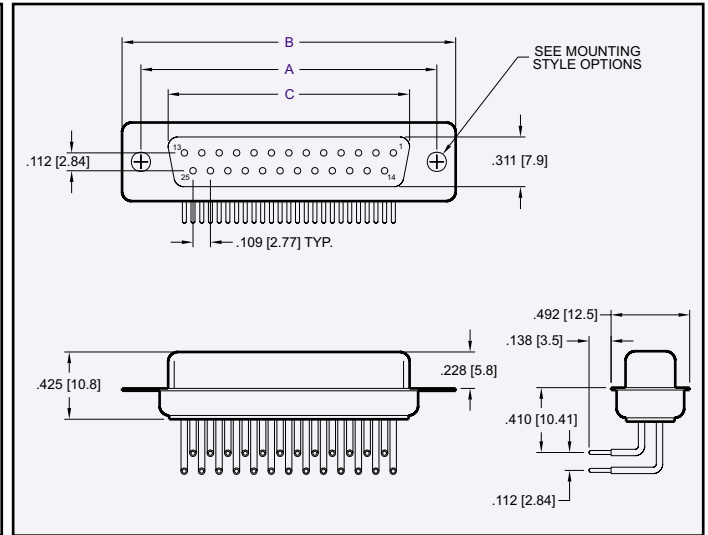
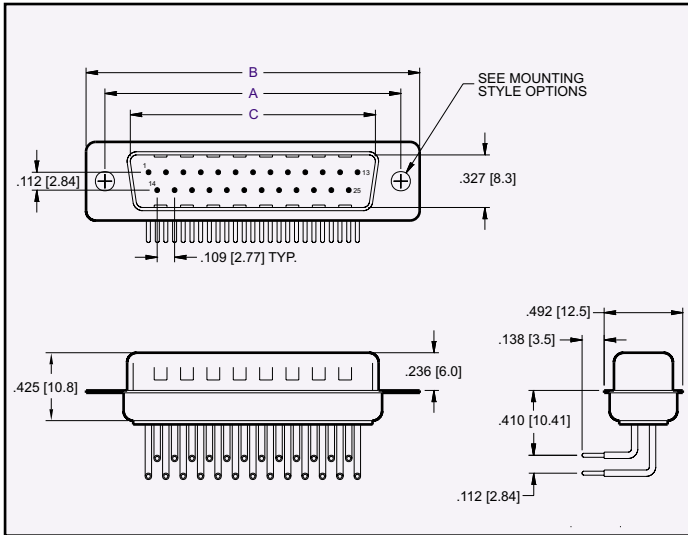
8000 Series D-Subminiature .410 Right Angle with Machined Contacts



PLUG



RECEPTACLE



PLUG

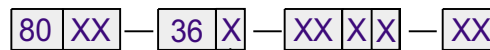
CONTACTS	A	B	C
09	0.984 [25.00]	1.213 [30.80]	0.666 [16.92]
15	1.312 [33.32]	1.543 [39.20]	0.994 [25.25]
25	1.852 [47.04]	2.091 [53.10]	1.534 [38.96]
37	2.500 [63.50]	2.732 [69.40]	2.182 [55.42]

Dimensions are in inches [mm]

RECEPTACLE

CONTACTS	A	B	C
09	0.984 [25.00]	1.213 [30.80]	0.642 [16.30]
15	1.312 [33.32]	1.543 [39.20]	0.969 [24.60]
25	1.852 [47.04]	2.091 [53.10]	1.508 [38.30]
37	2.500 [63.50]	2.732 [69.40]	2.157 [54.80]

PART NUMBERING



SERIES CODE

NO. OF CONTACTS

09, 15, 25, 37

CONNECTOR TYPE

P = Plug
S = Receptacle

MOUNTING STYLE OPTIONS

See Page E-05 For Options

01 = .120 Riveted Front and Rear Shell

11 = Assembly Ground Hooks By #4-40 UNC Hex Screws

Consult Factory for Other Mounting Options

CONTACT PLATING

50µ" Nickel Underplate

Mating Area

Tail

03 = Gold Flash Gold Flash

85 = 15µ" Gold 15µ" Gold

90 = 30µ" Gold 30µ" Gold

SHELL PLATING

50µ" Nickel Underplate

1 = Tin Plating (standard)

INSULATOR COLOR

1 = Black (standard)

2 = White