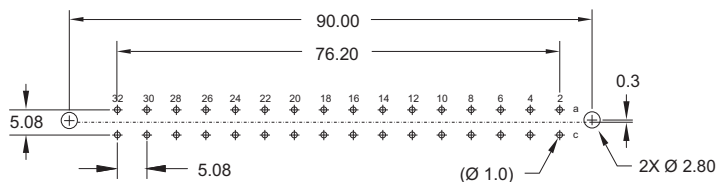
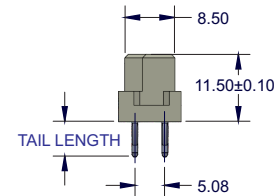
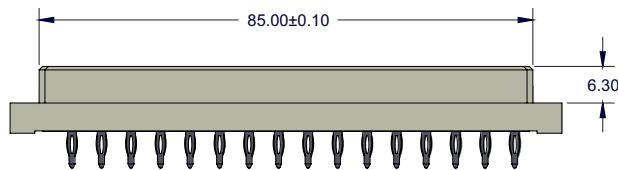
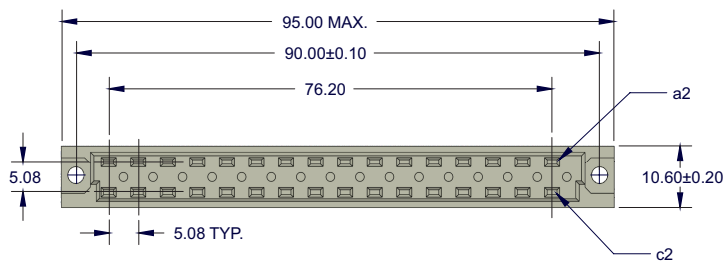



DIN 41612 TYPE D FEMALE VERTICAL



Specifications

1. Insulator Material: Thermoplastic, 94 V-O, UL Rated, color natural
2. Contact Material: Copper Alloy
3. Contact Plating: see part number system below
4. Current Rating: Ambient temp.= 20°C @ 5.5A, 70°C @ 4.0A, 100°C @ 2.5A
5. Contact Resistance: < 15 mΩ
6. Insulation Resistance: > 10⁶ MΩ
7. Dielectric Strength: 1550V rms
8. Operating Temperature: -55°C to +125°C
9. IEC 60603-2 Connector



Recommended P. C. Board Layout

PART NUMBERING



TOTAL CONTACT

- 1= 16
- 2= 32

CONTACT ARRANGEMENT

- 1 = Row A, C fully populated
 - 2 = A Load
 - 3 = C Load
- Consult Factory for other Loading Options

TAIL LENGTH

- 0 = 4.00 (1.0 X 1.0 post) Solder
- 1 = 4.50 (0.6 X 0.6 post) Solder
- 2 = 4.50 (0.6 X 0.6 post) Press-Fit
- 3 = 4.50 (0.6 X 1.2 post) Solder
- 4 = 6.00 (1.0 X 1.0 post) Press-Fit
- 5 = 13.0 (1.0 X 1.0 post) Press-Fit
- 6 = 20.0 (1.0 X 1.0 post) Solder
- 7 = 26.0 (1.0 X 1.0 post) Solder

TAIL PLATING

- 1 = Tin
- 2 = Gold flash
- 3 = Gold plate 30μ"
- 4 = Gold plate 15μ"

MATING AREA PLATING

- 1 = Class 1
- 2 = Class 2
- 3 = Class 3