





8000 Series D-Subminiature

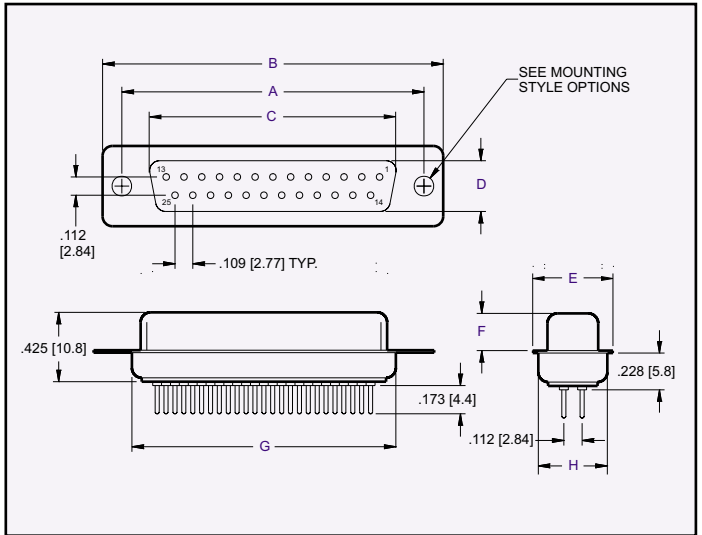
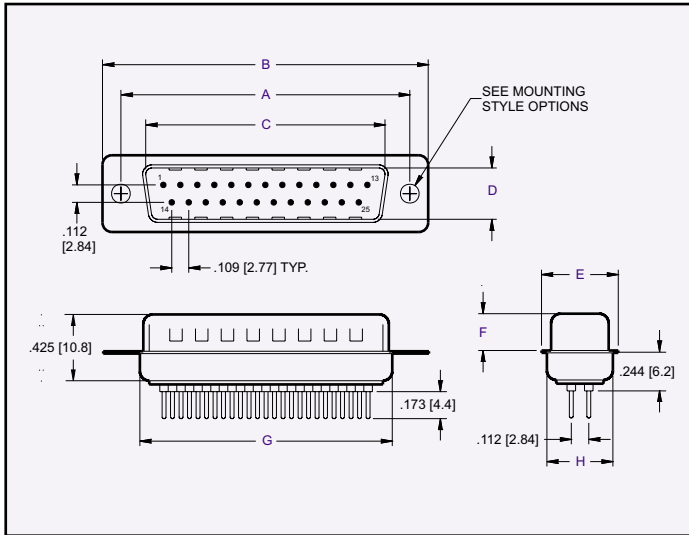
Straight PCB Solder Tail with Machined Contacts



PLUG



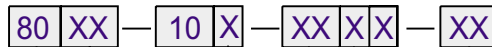
RECEPTACLE



NO. OF CONTACTS CONNECTOR TYPE	A	B	C	D	E	F	G	H
09 Plug	0.984 [25.00]	1.213 [30.80]	0.666 [16.92]	0.327 [08.30]	0.492 [12.50]	0.236 [06.00]	0.760 [19.30]	0.423 [10.75]
09 Rec.	0.984 [25.00]	1.213 [30.80]	0.642 [16.30]	0.311 [07.90]	0.492 [12.50]	0.228 [05.80]	0.760 [19.30]	0.423 [10.75]
15 Plug	1.312 [33.32]	1.543 [39.20]	0.994 [25.25]	0.327 [08.30]	0.492 [12.50]	0.236 [06.00]	1.087 [27.60]	0.423 [10.75]
15 Rec.	1.312 [33.32]	1.543 [39.20]	0.969 [24.60]	0.311 [07.90]	0.492 [12.50]	0.228 [05.80]	1.087 [27.60]	0.423 [10.75]
25 Plug	1.852 [47.04]	2.091 [53.10]	1.534 [38.96]	0.327 [08.30]	0.492 [12.50]	0.236 [06.00]	1.618 [41.10]	0.423 [10.75]
25 Rec.	1.852 [47.04]	2.091 [53.10]	1.508 [38.30]	0.311 [07.90]	0.492 [12.50]	0.228 [05.80]	1.618 [41.10]	0.423 [10.75]
37 Plug	2.500 [63.50]	2.732 [69.40]	2.182 [55.42]	0.327 [08.30]	0.492 [12.50]	0.236 [06.00]	2.256 [57.30]	0.423 [10.75]
37 Rec.	2.500 [63.50]	2.732 [69.40]	2.157 [54.80]	0.311 [07.90]	0.492 [12.50]	0.228 [05.80]	2.256 [57.30]	0.423 [10.75]
50 Plug	2.402 [61.00]	2.638 [67.00]	2.079 [52.81]	0.473 [11.10]	0.602 [15.30]	0.236 [06.00]	2.169 [55.10]	0.526 [13.35]
50 Rec.	2.402 [61.00]	2.638 [67.00]	2.055 [52.20]	0.429 [10.90]	0.602 [15.30]	0.236 [06.00]	2.169 [55.10]	0.526 [13.35]

Dimensions are in inches [mm]

PART NUMBERING



SERIES CODE

NO. OF CONTACTS

09, 15, 25, 37, 50

CONNECTOR TYPE

P = Plug
S = Receptacle

MOUNTING STYLE OPTIONS

See Page E-05 For Options

- 01 = .120 Riveted Front and Rear Shell
 - 04 = Riveted #4-40 UNC Open Nut on Rear Shell
 - 05 = Riveted #4-40 UNC Closed Nut on Front Shell
 - 06 = Riveted #4-40 UNC Open Nut on Front Shell
 - 07 = Riveted #4-40 UNC Closed Ground Stand Off on Rear Shell
- Consult Factory for other Mounting Options

CONTACT PLATING

50µ" Nickel Underplate

Mating Area	Tail
03 = Gold Flash	Gold Flash
85 = 15µ" Gold	15µ" Gold
90 = 30µ" Gold	30µ" Gold

SHELL PLATING

50µ" Nickel Underplate

1 = Tin Plating (standard)
2 = Yellow Chromate

INSULATOR COLOR

1 = Black
2 = White