




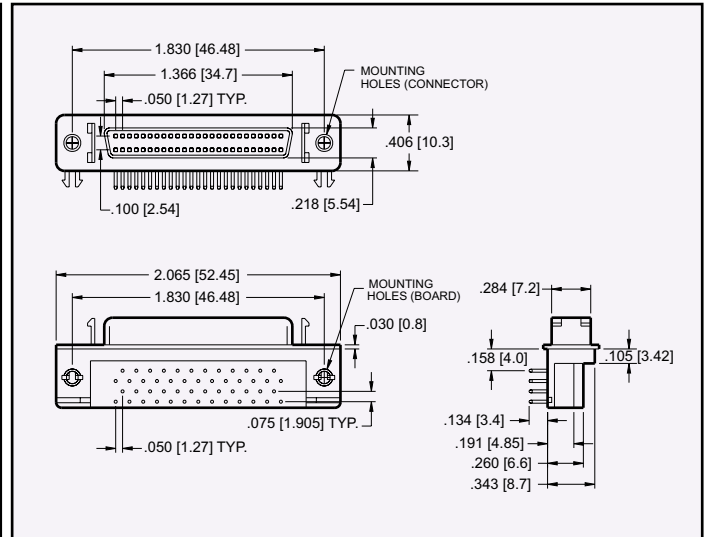
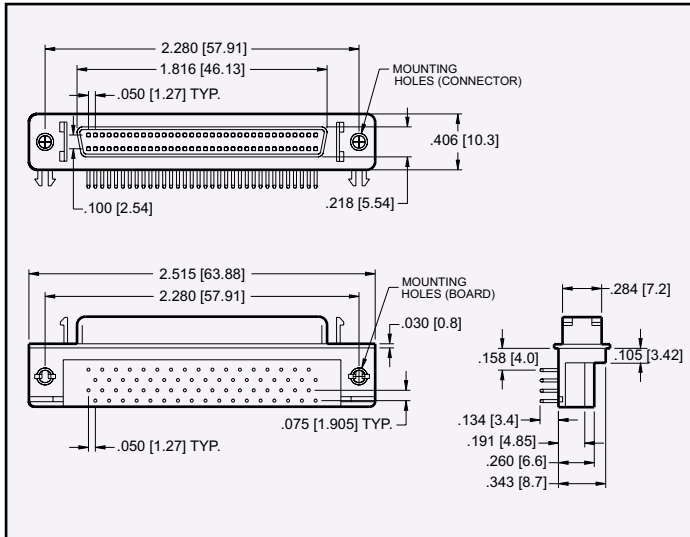
8000 Series SCSI Right Angle Mount



68 Positions

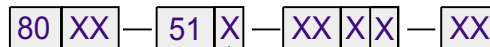


50 Positions



Dimensions are in inches [mm]

PART NUMBERING



SERIES CODE

NO. OF CONTACTS
50, 68

CONNECTOR TYPE
P = Plug
S = Receptacle

MOUNTING STYLE BOARD
00 = None
01 = .120 [3.05] Dia. Thru Holes
02 = 4-40 UNC Threaded Holes
03 = Board Locks

CONTACT PLATING
50µ" Nickel Underplate

Mating Area	Tail
05 = Au Flash	100µ" Tin Lead
20 = 15µ" Gold	100µ" Tin Lead
30 = 30µ" Gold	100µ" Tin Lead

SHELL TYPE
1 = With Latch Locks
2 = Without Latch Locks

MOUNTING STYLE CONNECTOR
0 = None
1 = .120 [3.05] Dia. Thru Holes
2 = 4-40 UNC Threaded Holes
3 = 2-56 UNC Threaded Holes
4 = M2.6 X 0.45