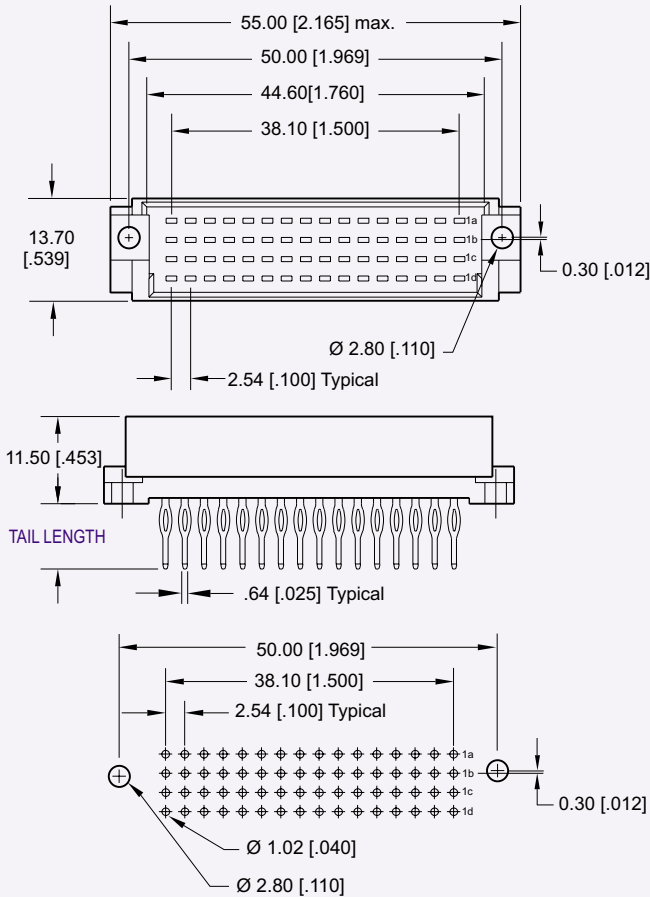
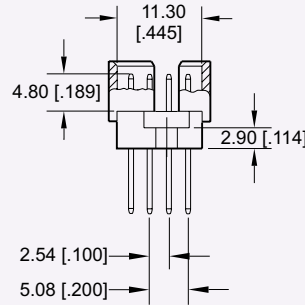
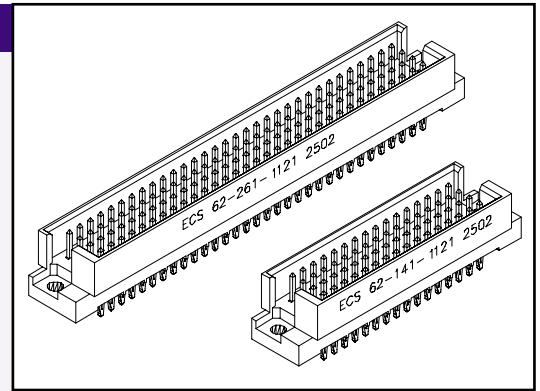


Type RD/2, 64 Positions



Recommended P. C. Board Layout



Dimensions are in mm [inches]

PART NUMBERING



SERIES CODE

Type RD, RD/2 Male

BODY STYLE

- 1 = RD/2 (64 positions)
- 2 = RD (128 positions)

NUMBER OF CONTACTS

- 1 = 16
- 2 = 32
- 3 = 48
- 4 = 64
- 5 = 96
- 6 = 128

CONTACT ARRANGEMENT

- 1 = Row A, B, C and D fully populated
- Consult Factory for other Loading Options

TAIL PLATING

- 1 = Tin / Lead
- 2 = Gold flash (.200" from pin tip)
- 3 = Gold plate 30µ" (.200" from pin tip)
- 4 = Gold plate 15µ" (.200" from pin tip)

MATING AREA PLATING

- 1 = Class 1
- 2 = Class 2
- 3 = Class 3

TAIL LENGTH

- 1 = 4.67 [.184] Press-Fit
- 2 = 13.00 [.512] Press-Fit
- 3 = 17.00 [.669] Press-Fit
- 4 = 20.90 [.823] Press-Fit

Note: Press Fit Connectors required a press in tool.
See page C-48 for Press In Tool information.

CONSULT FACTORY FOR CONNECTORS BUILT TO YOUR DESIGN