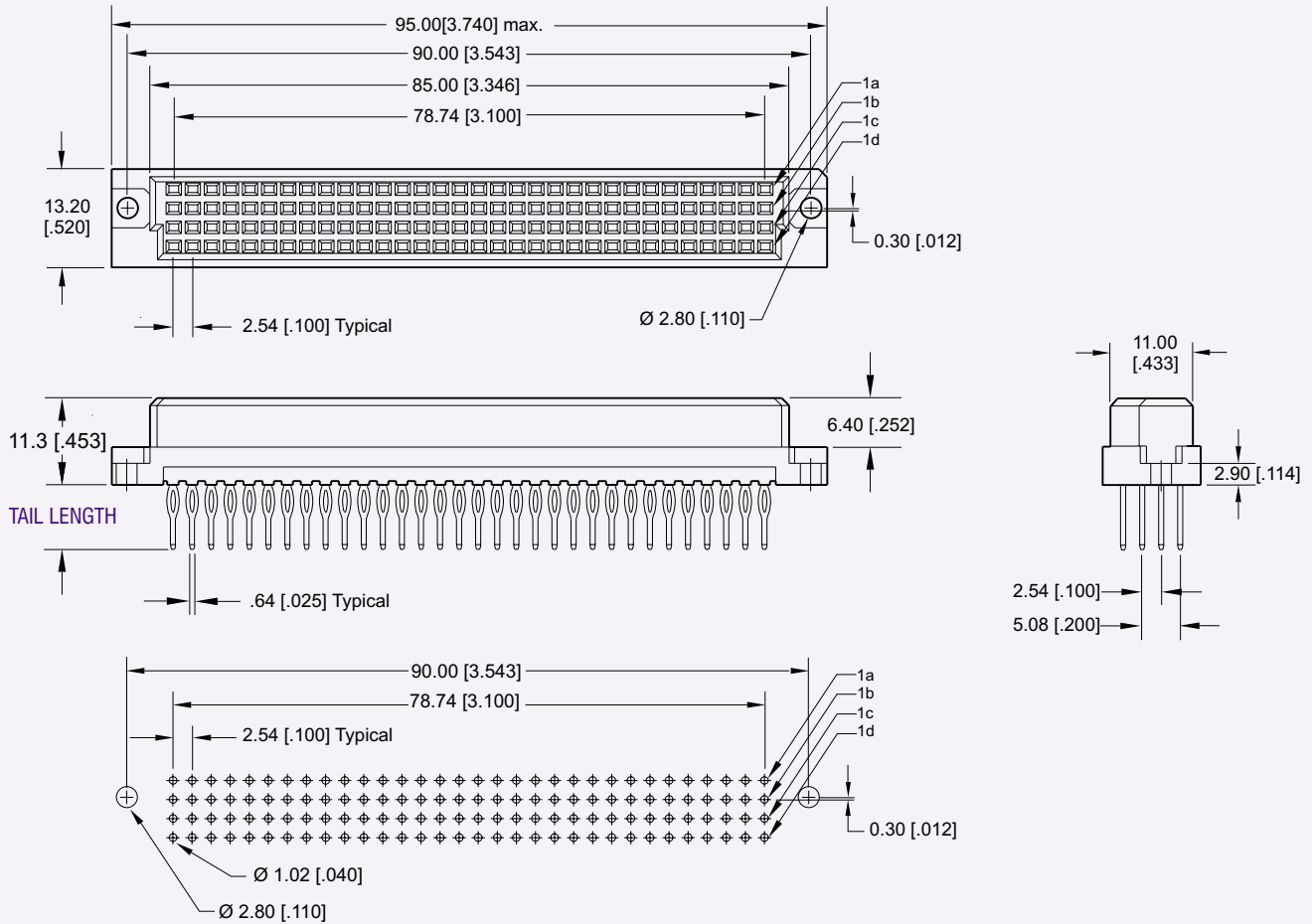




# DIN 41612

## Type CD, CD/2 Female Connectors

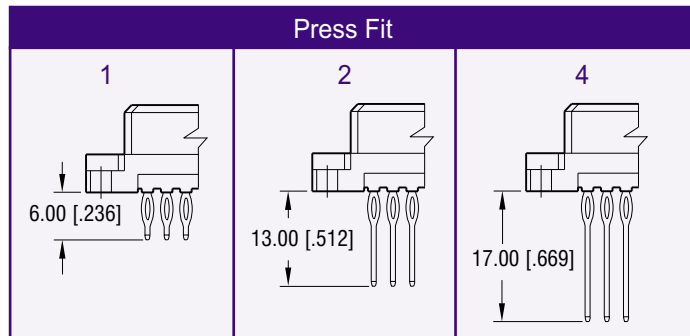
### Type CD, 128 Positions



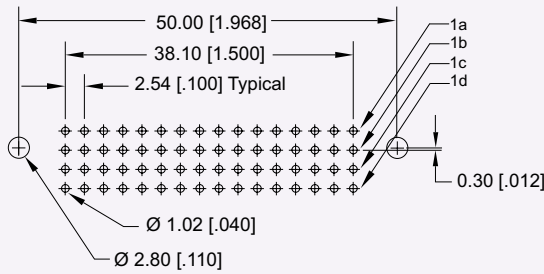
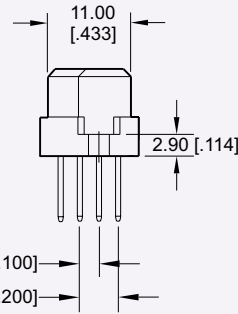
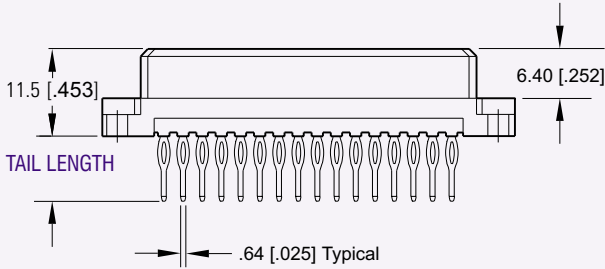
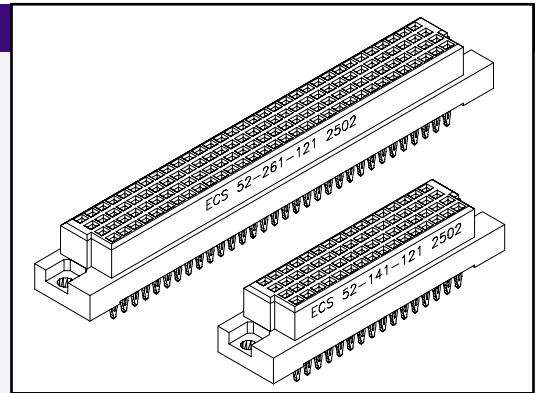
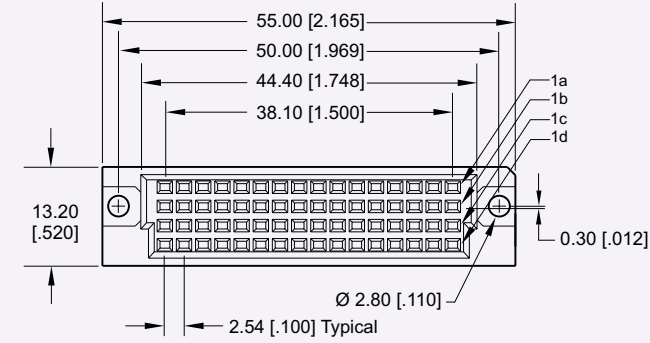
Recommended P. C. Board Layout

Dimensions are in mm [inches]

### TAIL LENGTH OPTIONS



# Type CD/2, 64 Positions



Recommended P. C. Board Layout

Dimensions are in mm [inches]

## PART NUMBERING



**SERIES CODE**  
Type CD, CD/2 Female

**BODY STYLE**  
1 = CD/2 (64 positions)  
2 = CD (128 positions)

**NO. OF CONTACTS**  
1 = 16  
2 = 32  
3 = 48  
4 = 64  
5 = 96  
6 = 128

**CONTACT ARRANGEMENT**  
1 = Row A, B,C and D fully populated  
Consult Factory for other Loading Options

**TAIL PLATING**

- 1 = Tin Lead
- 2 = Gold flash (.200" from pin tip)
- 3 = Gold plate 30µ (.200" from pin tip)
- 4 = Gold plate 15µ (.200" from pin tip)

**MATING AREA PLATING**

- 1 = Class 1
- 2 = Class 2
- 3 = Class 3

**TAIL LENGTH**

- 1 = 6.00 [.236] Press-Fit
- 2 = 13.00 [.512] Press-Fit
- 4 = 17.00 [.669] Press-Fit

CONSULT FACTORY FOR CONNECTORS BUILT TO YOUR DESIGN